

USER MANUAL 56 LED

USED IN THE FOLLOWING MODELS:

BALL 35 BALL 50 HALF BALL FLATBALL	TEARDROP LANTERN BYBLOS DIAMOND	EGG BIG CHAMPAGNE MIGHT-E CUBE 40	VIGGO BARELO TUBE MARILYN
---	--	--	------------------------------------

THANK YOU FOR HAVING SELECTED AN IMAGILIGHTS® LAMP.

Carefully read this guide before using your lamp. Always use your lamp in conformity with the utilization precautions. Failure to do so will void any warranty. IMAGILIGHTS® disclaims any responsibility for incorrect use of the product or charger in combination with another product which could be defective, dangerous or inappropriate.

TECHNICAL INFORMATION

Number of Leds	56
Led lifetime	+50.000 hours
Battery type	3.7 V Li-Polymer - 2800 mAh
Battery power	2800 mAh
Energy consumption	3.36 Watt
Remote	Infrared

MATERIAL

Plastic: PE



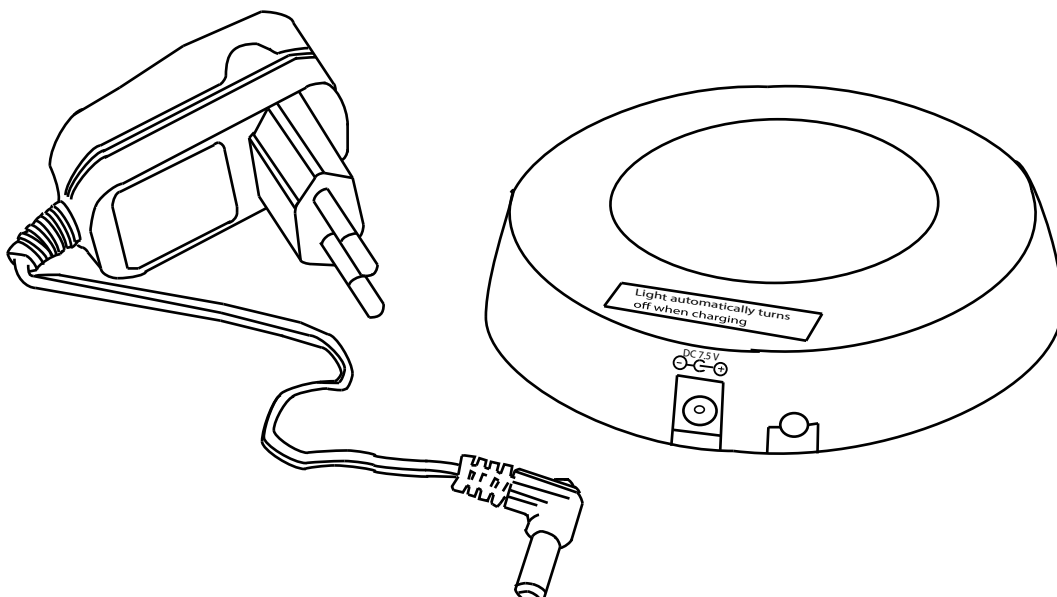
FIRST USAGE PRECAUTIONS

To guarantee the maximum autonomy of your product, please conform to the first usage precautions:

- 1) Connect the charger
- 2) Fully charge your lamp's battery by placing the lamp on the charger for at least 9 hours. While the lamp is charging the light indicator on the charger will appear **red**. A **green** luminous indicator indicates the lamp is fully charged.

It is recommended to empty (discharge) the full capacity of the battery before recharging fully. The internal battery has a charge accumulator and will require 5 or 6 complete charges/discharges before reaching optimal charge capacity.

Your lamp automatically turns off when placed on its charger plate. This to protect the long life of the battery and to assure that charging and discharging is not done simultaneously.



The flexible external cable of this charger cannot be replaced. In case of damage the charger should be discarded.

LIGHT HOURS (APPROXIMATELY)

Charging time: 12 hours

High intensity in warm white: 14 hours

Low intensity in warm white: 60 hours

Color mix: 18 hours

Color fix: 37 hours

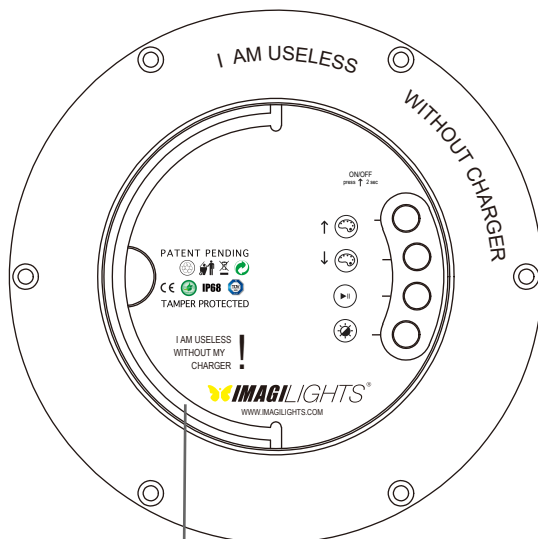
Candle effect: 21 hours

PRE-PROGRAMMED COLORS

- | | | |
|--------------------------|----------------------|-------------------|
| 1. Warm white | 9. Yellow | 17. Dark blue |
| 2. Galactic white | 10. White / Green | 18. Light pink |
| 3. Candle mode in yellow | 11. Light green | 19. Medium pink |
| 4. Candle mode in orange | 12. Dark green | 20. Dark pink |
| 5. Dark red | 13. Turquoise | 21. Salmon |
| 6. Light red | 14. Blue / Turquoise | 22. Light purple |
| 7. Light orange | 15. Blue / Green | 23. Dark purple |
| 8. Dark orange | 16. Purple / Blue | 24. Pink / Purple |

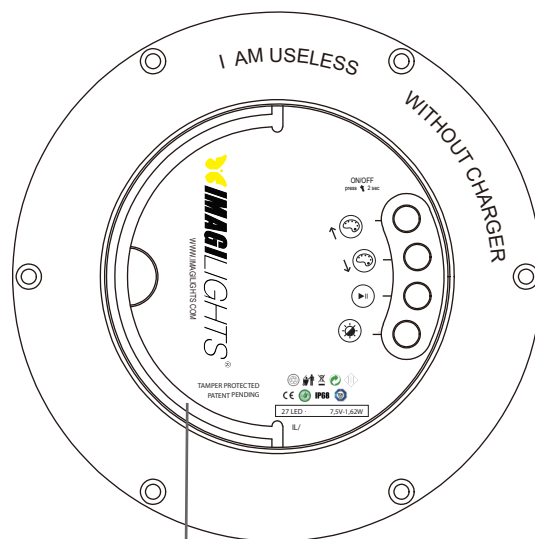
YOUR LAMP

LAY-OUT MODELS WITH CODE IL54



metal ring to suspend your shape

LAY-OUT MODELS STARTING FROM CODE IL60



metal ring to suspend your shape

Press color up for + 2sec. to switch your lamp ON or OFF

COLORS UP ↑

COLOR UP: Choose between one of our 24 pre-programmed colors.

COLORS DOWN ↓

COLOR DOWN: Choose between one of our 24 pre-programmed colors.

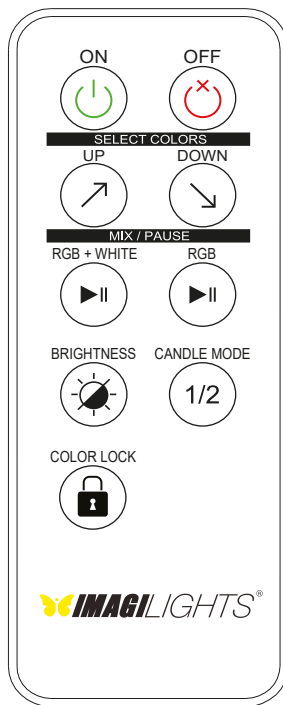
MIX+PAUSE

Start the 160.000 color mix mode 1 which will take approximately 14 minutes (= ultra slow), and will continue without interruption. To fix a color, press the same button again. To continue the cycle, press this same button again.

BRIGHTNESS

Shift through 4 different light intensity modes.

INFRARED REMOTE CONTROL



COLOR UP & DOWN: Choose between one of our 24 pre-programmed colors.

Start the 160.000 color mix mode 1 or 2 which will take approximately 14 minutes (= ultra slow), and will continue without interruption. To fix a color, press the same button again. To continue the cycle, press this same button again.

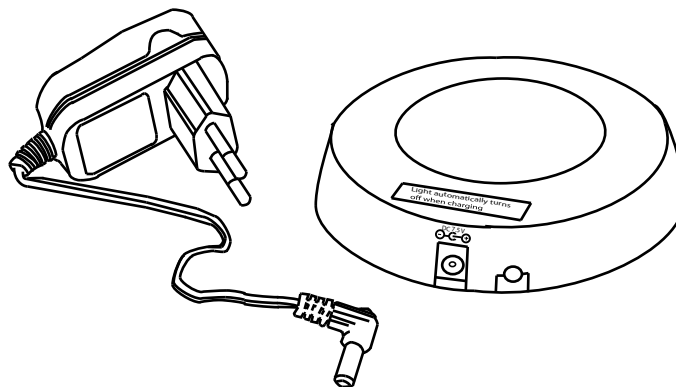
BRIGHTNESS: Shift through 4 different light intensity modes.

CANDLE MODE: Choose candle light mode 1 (yellow) or 2 (orange).

COLOR LOCK*: Press this button multiple times while aiming at your lamps to disable the pushbuttons functions on the bottom of the lamps. To cancel the color lock function turn off your lamp with the remote or place it back on the charger.

*COLOR LOCK function depending on model / production
The remote operates on one Lithium battery CR2025 3V

RECHARGING



The INDU-1 REGULAR CHARGER charges one single lamp and operates with the following adapter:
Input 100-240V AC~50/60 Hz - Output DC 7.5V 1.5A

Your lamp automatically turns off when placed on its charger plate. This to protect the long life of the battery and to assure that charging and discharging is not done simultaneously. While the lamp is charging the indicator on the charger will appear **red**. A **green** luminous indicator indicates the lamp is fully charged.

The lamp must be charged inside as the IP waterproof level does not count during charging.

Lamp is useless without its specific prescribed IMAGILIGHTS® charger.



PACKAGE CONTENT

Shape with integrated LED module + charger + adapter + remote + lanyard*

* depending on model

CLEANING YOUR LAMP

It is recommended to clean your lamp with a soft humid cloth. Do not use any aggressive liquids or materials.

CAUTION

- Do not use the charger and lamp near a heat source or expose to fire.
- The IP waterproof grade cannot be maintained during charging. Do not charge the lamp in a humid or aqueous place.
- Do not try to open or dismount the lamp or charger to avoid any risk of electrical shock or altering its waterproofing.
Failure to comply will cancel your warranty.
- Do not connect the lamp to any other device.
- Do not try to charge the lamp with a charger other than the one supplied in your pack.
- Do not try to replace the battery with a battery other than the battery inserted.
- Keep charger and lamp out of reach of young children.
- Do not store the lamp and charger in a humid area or outdoors.
- When storing your lamp, put it in its original box to avoid any damages or scratches.
- Place your lamp for extended periods in water or bright sunshine. This to avoid dirty water markings on the level of the waterline

RECYCLING

Do not throw this lamp away with your regular household garbage. Contact the appropriate service within your community to learn the best way to dispose of the device. Electrical products contain substances harmful to human health and the environment so must be adequately recycled.

LEGAL INFORMATION AND WARRANTY

IMAGILIGHTS® wireless lamps are covered by design registration, copyright and patent pending. All rights reserved. All shapes and models are registered. Patented LED module and patented charging possibilities. Any tampering with or repairing the unit voids the warranty. The unit is equipped with special labels to avoid tampering.

Manufacturer's warranty: 1 year.

COMPANY DATA

IMAGILIGHTS BVBA
Nijverheidslaan 62C
B-8540 Deerlijk
BELGIUM

Tel. +32 56 77 45 10
Email: info@imagilightsbvba.com
Website: www.imagilightsbvba.com