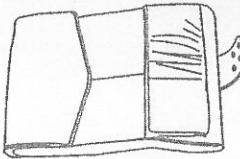

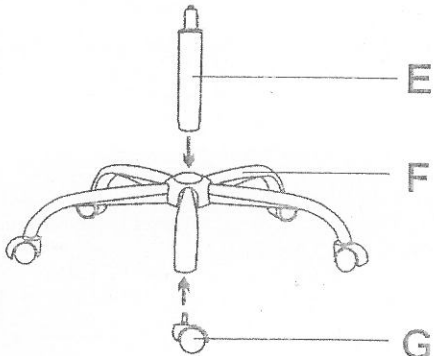
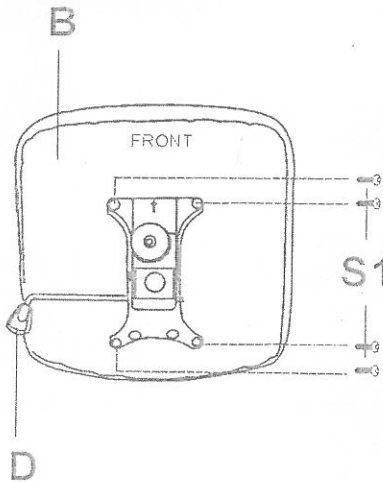
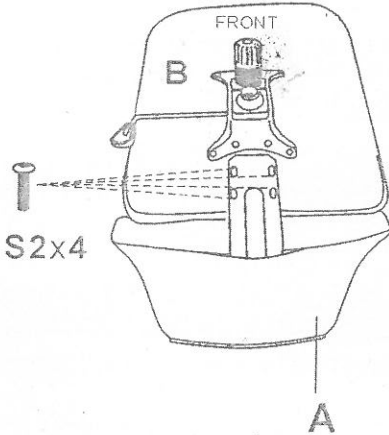


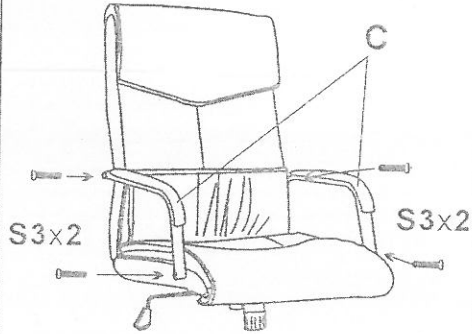
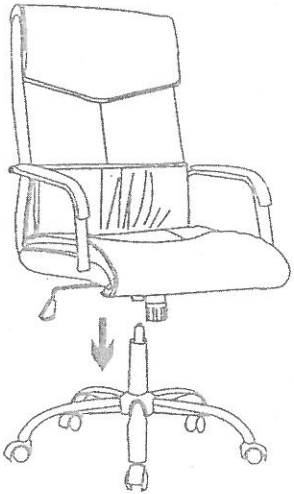
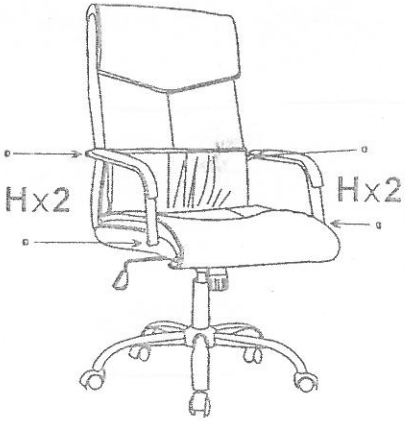
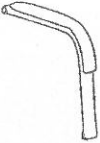

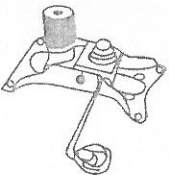



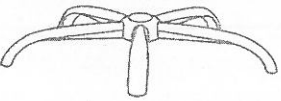


ASSEMBLY INSTRUCTION

Ax1 	Gx5 	1  <p>E F G</p>	2  <p>B FRONT D S1</p>	3  <p>FRONT B A S2x4</p>	
Bx1 	Hx4 	4  <p>C S3x2 S3x2</p>	5 	6  <p>Hx2 Hx2</p>	
Cx2 	S1x4  M6*20mm	Dx1 	S2x4  M6*25mm	Ex1 	S3x4  M8*35mm
Fx1 	WRENCH for S1, S2, S3 